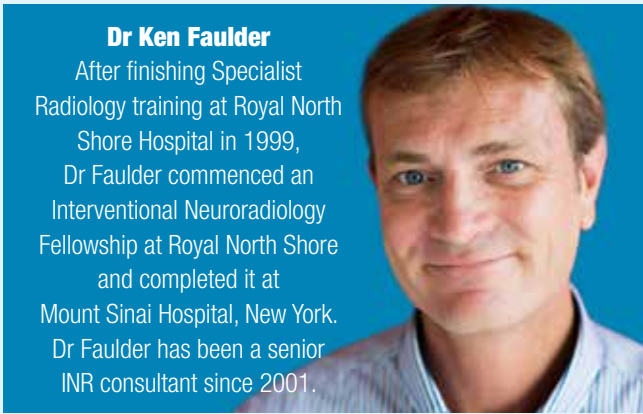


Welcome



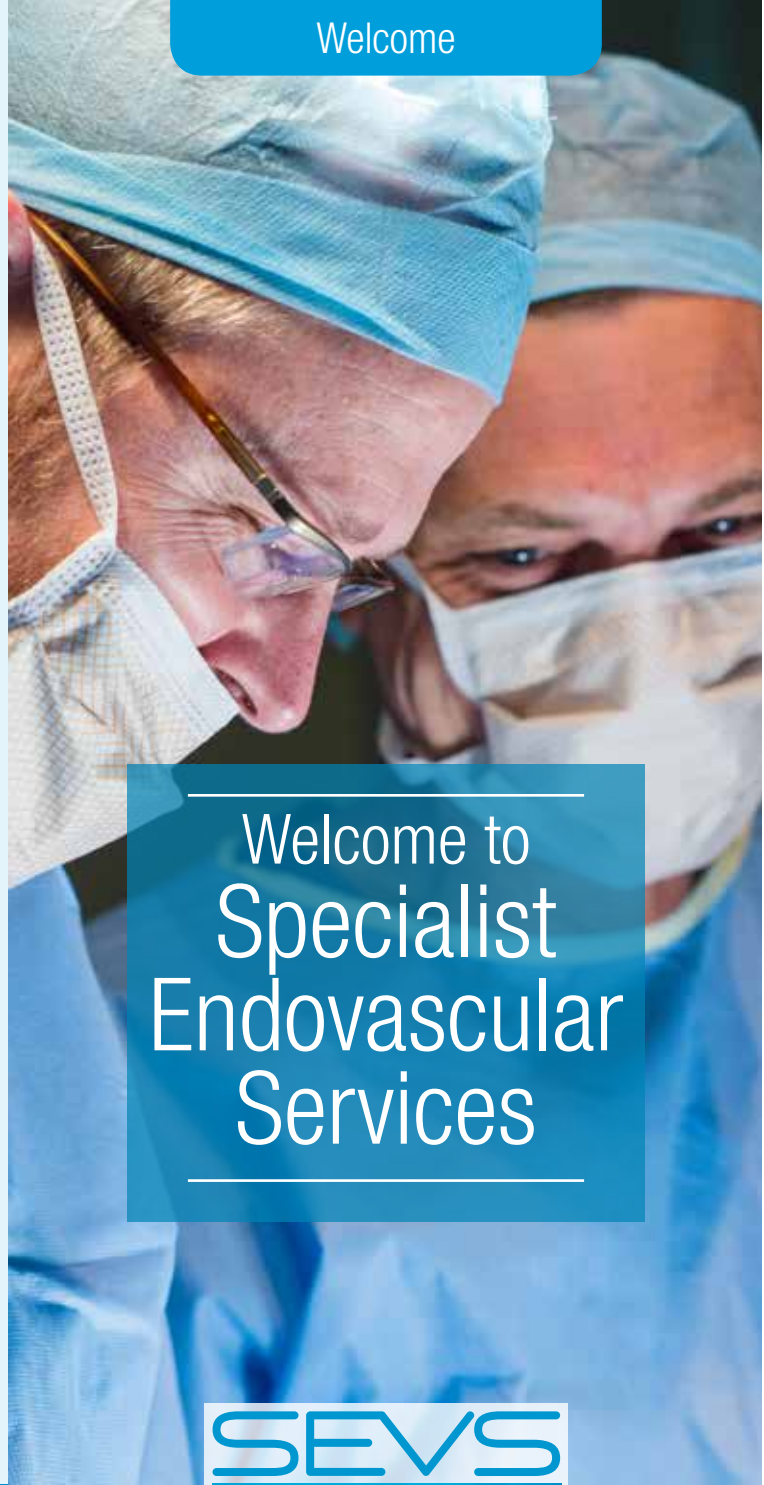
Dr Brendan Steinfert

After finishing training as a specialist at Royal North Shore Hospital in 2004, Dr Steinfert undertook two Interventional Neuroradiology Fellowships, first at Royal North Shore Hospital and secondly at The National Hospital of Neurology and Neurosurgery, Queens Square, London. Dr Steinfert has been a clinical consultant since 2006.



Dr Ken Faulder

After finishing Specialist Radiology training at Royal North Shore Hospital in 1999, Dr Faulder commenced an Interventional Neuroradiology Fellowship at Royal North Shore and completed it at Mount Sinai Hospital, New York. Dr Faulder has been a senior INR consultant since 2001.



Welcome to
**Specialist
Endovascular
Services**

Specialist Endovascular Services

North Shore Medical Centre
Suite 5, Level 5, 66-80 Pacific Hwy St Leonards NSW 2065

Westmead Specialist Centre
Suite 6, 16-18 Mons Road Westmead NSW 2145

P: 1300 553 339 F: (02) 8580 5208 E: admin@sevs.com.au

For more information visit sevs.com.au



Who are Specialist Endovascular Services?

We are a group of Interventional Neuroradiologists with a special interest in treating patients with neurovascular diseases using minimally invasive endovascular techniques.

Endovascular techniques are now an alternative to traditional open surgical techniques for most vascular disease, resulting in safer procedures, quicker recovery and better clinical outcomes.

Our practice physicians are:

Dr Ken Faulder
Dr Brendan Steinfort

We have consultation rooms at:

North Shore Medical Centre

Suite 5, Level 5, 66-80 Pacific Highway St Leonards NSW 2065

Westmead Specialist Centre

Suite 6, 16-18 Mons Rd Westmead NSW 2145

We operate at:

Westmead Private Hospital
Sydney Adventist Hospital
Royal North Shore Hospital
Westmead Public Hospital
North Shore Private Hospital

Our list of procedures include:

Aneurysm treatment
AVM treatment
Carotid Stenting
Dural AV fistula treatment
Vertebroplasty
Renal/splenic aneurysm treatment
Testicular Varicocele treatment
Ovarian Vein treatment
Fibroid treatment
Venous access (PICC's, Ports, Hickmans)

While we aim to provide the highest standards in procedural techniques, excellent clinical outcomes are only achievable when there is sound clinical judgment and advice.

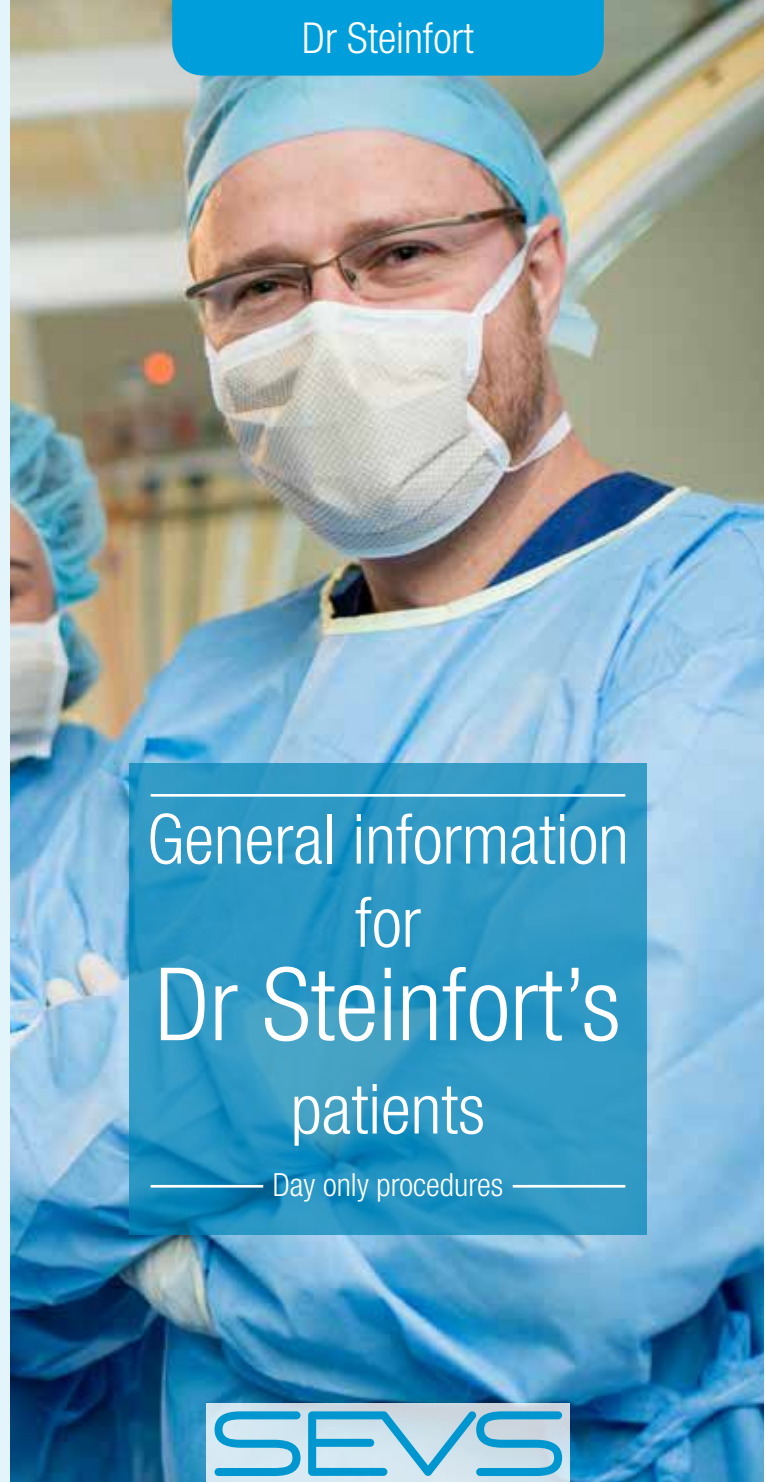
We are happy to see new patients and discuss treatment options and alternatives as well as playing a role in follow up and long term management of patients.

Dr Steinfort



Dr Brendan Steinfort

After finishing training as a specialist at Royal North Shore Hospital in 2004, Dr Steinfort undertook two Interventional Neuroradiology Fellowships, first at Royal North Shore Hospital and secondly at The National Hospital of Neurology and Neurosurgery, Queens Square, London. Dr Steinfort has been a clinical consultant since 2006.



General information
for
Dr Steinfort's
patients

Day only procedures

Specialist Endovascular Services

North Shore Medical Centre
Suite 5, Level 5, 66-80 Pacific Hwy St Leonards NSW 2065

Westmead Specialist Centre
Suite 6, 16-18 Mons Road Westmead NSW 2145

P: 1300 553 339 F: (02) 8580 5208 E: admin@sevs.com.au

For more information visit sevs.com.au

SEVS

SPECIALIST ENDOVASCULAR SERVICES

SEVS

SPECIALIST ENDOVASCULAR SERVICES

Please read the following information carefully. It is designed to ensure that you prepare properly for your angiography procedure and that you are as comfortable as possible at all times.

Pre Procedure instructions:

- Do not eat or drink anything after midnight prior to the morning of your procedure.
- Take regular medications including Aspirin, Plavix (Iscover) with a sip of water with the exception of the below:

Warfarin	Consult with Dr Steinfort, you may need to take a substitute anti-coagulant medication. Do not stop taking Warfarin unless advised.
Metformin Diabex Diaformin Glucohexal Glucophage	This medication should ideally be stopped two days before the procedure and started again only after a blood test to confirm normal renal function.

- Please notify our staff if you have had a previous allergic reaction to contrast dye, or any other medication.
- Do not apply makeup or nail polish.
Leave all jewellery and valuables at home.
- Wear loose comfortable clothing.
- **Please arrange for an adult to accompany you home after the procedure and stay with you overnight.**



What to bring with you:

1. A list of your current medications.
2. All regular medications for the duration of your stay.
3. Health insurance details, Medicare card, Veteran affairs details if applicable.
4. Previous X-rays and pathology results.
5. Items to pass the time, such as reading material, knitting, crosswords etc.
6. Reading glasses.
7. A small overnight bag and toiletries.
8. Referral letters.

Post Procedure instructions:

Discomfort:

A small lump (<2cm) in your groin or mild tenderness and bruising at the incision site is normal.

The puncture site will be tender for a few days and bruising will go away after 2-3 weeks.

You may take anti-inflammatory medication and apply a warm compress for discomfort.

Mild headache can develop after the procedure.

Drink plenty of fluids, especially water over the next few days.

Activity:

Do not drive for 2 days after the procedure or until discussed with your doctor.

Do not lift anything heavier than 5 kilos for 3 days.

You may return to light duties at work in 2 to 3 days unless otherwise instructed by your doctor.

More strenuous activity should be avoided for a week.

Follow Up:

Generally the results of the procedure will be discussed with you on the day of the procedure.


A follow up appointment will be advised 2-6 weeks post procedure.

If you have any problems before then, do not hesitate to call.

Dr Faulder

Dr Ken Faulder

After finishing Specialist Radiology training at Royal North Shore Hospital in 1999, Dr Faulder commenced a Interventional Neuroradiology Fellowship at Royal North Shore and completed it at Mount Sinai Hospital, New York. Dr Faulder has been a senior INR consultant since 2001.



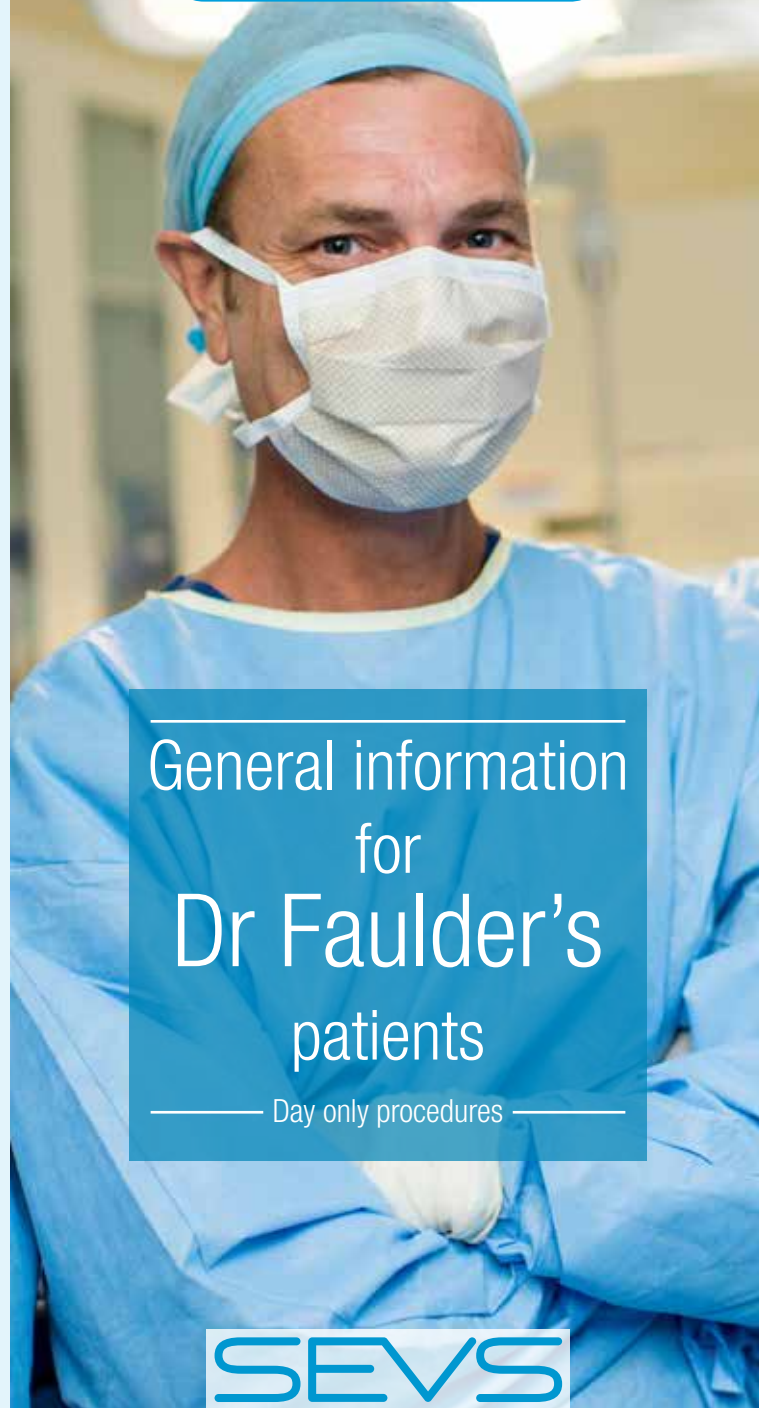
Specialist Endovascular Services

North Shore Medical Centre
Suite 5, Level 5, 66-80 Pacific Hwy St Leonards NSW 2065

Westmead Specialist Centre
Suite 6, 16-18 Mons Road Westmead NSW 2145

P: 1300 553 339 F: (02) 8580 5208 E: admin@sevs.com.au

For more information visit sevs.com.au



General information
for
Dr Faulder's
patients

Day only procedures



Please read the following information carefully. It is designed to ensure that you prepare properly for an angiography procedure and that you are as comfortable as possible at all times.

Pre Procedure instructions:

- Do not eat or drink anything after midnight prior to the morning of your procedure.
- Take regular medications including Aspirin, Plavix (Iscover) with a sip of water with the exception of the below:

Warfarin	Consult with Dr Faulder, you may need to take a substitute anti-coagulant medication. Do not stop taking Warfarin unless advised.
Metformin Diabex Diaformin Glucohexal Glucophage	This medication should ideally be stopped two days before the procedure and started again only after a blood test to confirm normal renal function.

- Please notify our staff if you have had a previous allergic reaction to contrast dye, or any other medication.
- Do not apply makeup or nail polish.
Leave all jewellery and valuables at home.
- Wear loose comfortable clothing.
- **Please arrange for an adult to accompany you home after the procedure and stay with you overnight.**



What to bring with you:

1. A list of your current medications.
2. All regular medications for the duration of your stay.
3. Health insurance details, Medicare card, Veteran affairs details if applicable.
4. Previous X-rays and pathology results.
5. Items to pass the time, such as reading material, knitting, crosswords etc.
6. Reading glasses.
7. A small overnight bag and toiletries.
8. Referral letters.

Post Procedure instructions:

Discomfort:

A small lump (<2cm) in your groin or mild tenderness and bruising at the incision site is normal.

The puncture site will be tender for a few days and bruising will go away after 2-3 weeks.

You may take anti-inflammatory medication and apply a warm compress for discomfort.

Mild headache can develop after the procedure.

Drink plenty of fluids, especially water over the next few days.

Activity:

Do not drive for 2 days after the procedure or until discussed with your doctor.

Do not lift anything heavier than 5 kilos for 3 days.

You may return to light duties at work in 2 to 3 days unless otherwise instructed by your doctor.

More strenuous activity should be avoided for a week.

Follow Up:

Generally the results of the procedure will be discussed with you on the day of the procedure.

A follow up appointment will be advised 2-6 weeks post procedure.

If you have any problems before then, do not hesitate to call.